



# Village Update

March 27, 2026

## UPDATES FROM THE MUNICIPALITY

### **Wildlife Reminder – Bears Are Now Active**

With the arrival of spring, bears are now active in our community and are hungry. As a designated Bear Smart community, Lions Bay has built a strong culture of awareness and shared commitment to reducing wildlife conflicts, particularly during this time of year.

Bears are naturally drawn to easy food sources, and most human-bear interactions are the result of unsecured attractants. By taking a few simple steps, residents can help keep both people and wildlife safe:

- Store garbage securely in bear-proof enclosures or even better, indoors until collection day
- Place bins out only on the morning of pickup and not the night before or too early in the morning prior to pickup
- Rinse recyclables and keep collection containers clean
- Avoid leaving pet food outdoors
- Keep barbecues clean and free of food residue

Being mindful of how and when refuse is stored and placed out for collection is one of the most effective ways to reduce attractants.

If you have any questions or would like additional information or resources, please contact the Municipal Office. Thank you for doing your part to help keep Lions Bay safe and Bear Smart.

### **Bus Stop Relocation Project Update**

Work on the Bus Stop Relocation Project continues to move forward, with site preparation now approaching completion.

As the project progresses, staff are preparing to submit an application for additional funding through a second grant opportunity, with intake opening on April 1. This funding would support the next phase of the project, including sidewalk paving works and the installation of a new bus shelter.

Securing this additional funding will help ensure the project is completed to an appropriate standard, improving safety, accessibility, and comfort for transit users in

the community.

Further updates will be provided as the project advances.



---


**[Click HERE to View More Information on What to Do in the Event of a Debris Flow, Rock Fall or Landslide](#)**

PROTECT YOURSELF FROM

# DEBRIS FLOWS


BEFORE

**Stay informed**




Keep updated with weather advisories, such as heavy rainfall warnings. Consult your local hazard map to learn where the slope hazard zones are located.

**Prepare and plan**




Prepare an emergency kit for your home, vehicle, and workplace. Plan a safe evacuation route and muster point. Know which rooms are safest if you have to shelter in place.

**Know the signs**



Look/listen for an abrupt increase or decrease in water flow, unusually muddy water, shaking ground, and a loud roar (sounds like a train or helicopter).


**Safe home design**



Put high occupancy rooms like bedrooms on the top floor and on the downhill side (away from slopes).


DURING

**DECISION: evacuate**




If you believe your life to be in imminent danger and you see a clear path to safety, evacuate. Get away and to higher ground as fast as you can.

**DECISION: shelter**




If it is unsafe to evacuate, shelter up and away. Climb to the top floor or on the roof. Shelter on the downhill side, away from the slope. Avoid basements.

**Climb on top of furniture**




Get on top of a bed or counter to avoid being swept away or buried. Do not hide behind or underneath heavy furniture as they can crush or pin you down.

**Shelter in a closet**




If you cannot escape vertically, small rooms like closets can offer additional protection from collapse if your home is buried.

**DO NOT exit out of curiosity**



Seek shelter instead of investigating the situation. Only go outside if you have to evacuate.


**DO NOT cross flood waters**



Moving water as little as 30 cm deep can quickly sweep you away. Do not attempt to drive or walk through water or debris.


AFTER

**Assume more will come**




Debris flows come in surges (pulses) and can continue for days. Subsequent pulses may be more severe than the previous.

**Make noise if buried**




Shout or tap on something so search and rescue can locate you faster.

**If safe, help neighbours**



Help evacuate your neighbours when it's safe to do so, and offer assistance to search and rescue personnel.

**Obey closures**



Evacuation orders and road closures must be taken seriously. Only return when local authorities declare it safe to do so.

**NOTES**

BGC Engineering Inc. (BGC) prepared this infographic with artwork by Sophia Zubnycky. This infographic depicts some measures that may help to lower but not eliminate certain kinds of risk associated with debris flows. Simply following the measures shown in this infographic does not make it safe to occupy areas at risk of debris flows. Even if the measures shown in this infographic are taken, debris flows may still cause serious personal injury (including death) or property damage. BGC provides no guarantee or warranty of any kind related to the information in this infographic. Persons and entities using or relying on this infographic do so at their own risk. BGC will not be responsible or liable for any loss or damage including any personal injury, death, or property damage that any person or entity may suffer or sustain as a result of the information in this document, or any use of or reliance on this document.

Information on life loss risk reduction in case of debris flow impact is informed by Pollock, W. and Wartman, J. (2020) Human Vulnerability to Landslides. GeoHealth, 4, e2020GH000287. <https://doi.org/10.1029/2020GH000287>.

Photo references:  
 [Top right] Wildfire. Photo: Shutterstock.  
 [Middle left] Debris flow at Catalina Creek, BC. Photo: BGC.  
 [Middle right] Debris flow at Willow Creek, BC. Photo: BGC.  
 [Bottom left] Debris flow in the Austrian Alps. Photo: Shutterstock.  
 [Bottom right] Car swept away by debris on the Coquihalla Highway. Hope, BC. Photo: THE CANADIAN PRESS/Jonathan Hayward.



## How to Care for Your Septic System

### *A Guide for Lions Bay Residents*

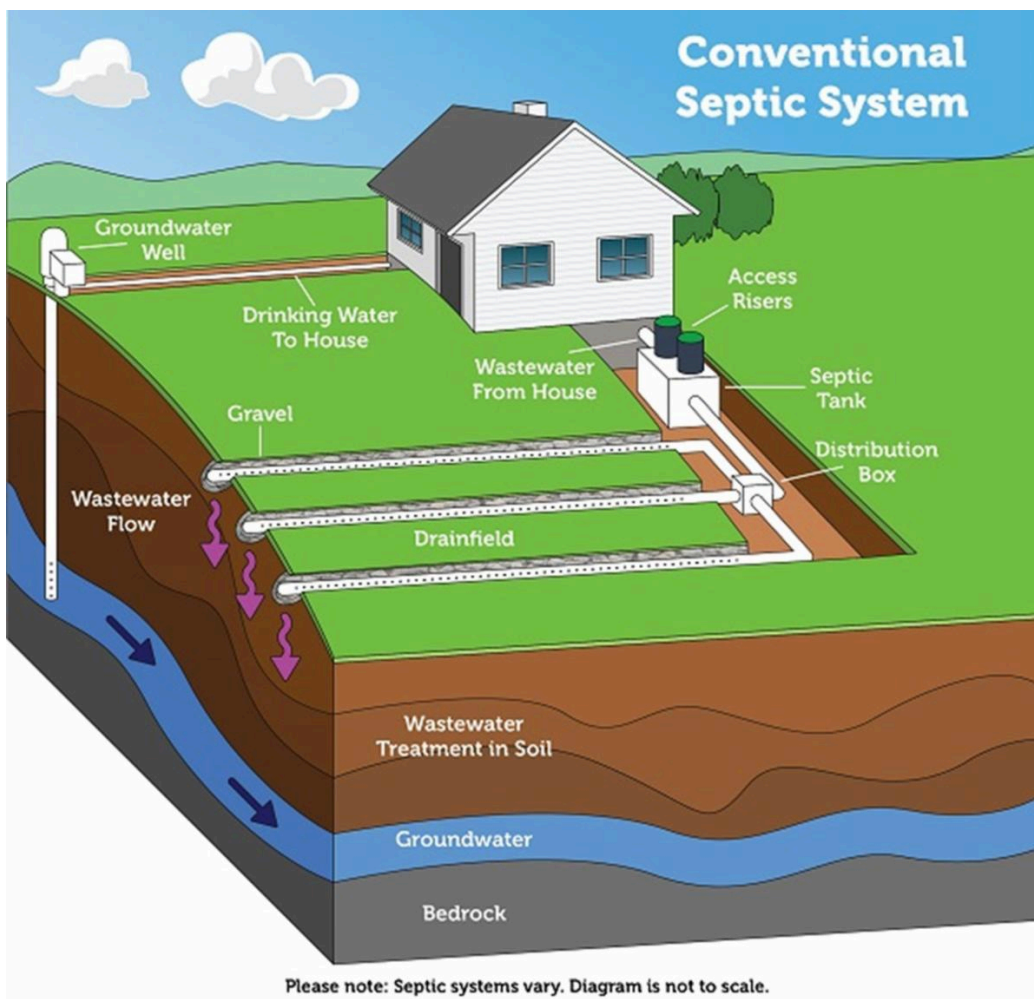
Many homes in Lions Bay rely on private on-site septic systems. Proper care and maintenance are essential to protect your property, your neighbours, and the local environment—including our creeks and Howe Sound. A well-maintained septic system can last decades, while a poorly maintained system can fail prematurely and be costly to repair.

This guide outlines simple, practical steps you can take to keep your system functioning properly.

#### **1. Understand Your System**

Your septic system typically includes a septic tank and a disposal field. Wastewater flows from your home into the tank, where solids settle, and the clearer water is dispersed into the ground through the field.

If you are unsure of your system's location or design, consider obtaining a site plan or consulting a qualified professional.



## 2. Pump Your Tank Regularly

Septic tanks should be pumped every **3–5 years**, depending on household size and usage. Regular pumping prevents solids from entering the disposal field, which can lead to system failure.

## 3. Be Mindful of What Goes Down the Drain

Your septic system is not designed to handle everything, you should only flush the “**3 Ps**”: **Pee, Poo, and (toilet) Paper**.

### Avoid flushing or draining:

- Wipes (even “flushable” ones)
- Grease, fats, and oils
- Chemicals, paints, and solvents
- Medications
- Feminine hygiene products

Stick to septic-safe toilet paper and limit the use of garbage disposals.

## 4. Conserve Water

Too much water can overload your system.

Simple ways to reduce strain:

- Fix leaks promptly
- Install low-flow fixtures
- Spread out laundry loads over the week
- Avoid running multiple water-heavy appliances at the same time

## 5. Protect Your Disposal Field

Your disposal field is a critical part of your system.

**Do:**

- Keep the area clear of heavy objects
- Maintain grass cover

**Do Not:**

- Drive or park vehicles on it
- Build structures over it
- Plant trees or deep-rooted shrubs nearby

## **6. Watch for Warning Signs**

Early detection can prevent costly repairs.

Look for:

- Slow drains or backups
- Unpleasant odours
- Wet or soggy areas on your property
- Lush, unusually green grass over the field

If you notice any of these, contact a qualified septic professional promptly.

## **7. Arrange Regular Inspections**

Periodic inspections by a certified professional can identify issues before they become serious problems. This is especially important in Lions Bay, where site conditions and environmental sensitivity require careful system performance.

## **8. Protect the Environment**

Septic systems in Lions Bay are closely connected to the health of our natural environment. Proper maintenance helps protect groundwater, local streams, and the receiving marine ecosystems.

## **9. Know Your Responsibilities**

Homeowners are responsible for the operation and maintenance of their septic systems. Ensuring your system is functioning properly supports public health, environmental protection, and community wellbeing.

### **Need More Information?**

If you have questions about your septic system or require guidance, consider contacting a qualified septic professional.

**A well-maintained septic system is an investment in your home, your community, and the environment.**

---



### **(Week 25)**

Work at Beach Park continued this week, although ongoing rain has created some challenges for construction activities.

Progress on the washroom building advanced, with plumbing work continuing and doors now installed. Crews also completed forming for the new access ramp in preparation for a concrete pour scheduled for next week (weather permitting).

In addition to contractor work, municipal staff undertook a team-building initiative, dedicating an hour to collaboratively plant the landscape tiers. This effort not only

contributed to site improvements but also helped advance the overall project timeline.

Thank you to residents for your continued patience as work progresses and weather conditions are navigated.







# Scholarship Applications



Class  
of  
2026

# Curly Stewart Scholarship Fund



Applications Close  
4pm on May 5th  
Award Value: **\$2,000**

## Calling all Lions Bay Grade 12's! The Curly Stewart Scholarship has been increased to **\$2,000.**

This award honours the life and public service of Lions Bay's first mayor, Allan M. "Curly"

Stewart, who served from 1971 – 1981. It is the Village's official scholarship and is separate

from the other Foundation. Students may therefore apply to both. Criteria for applicants are outlined in the application form.

### How to apply:

1) Complete the [online application form](#) form (Gmail required) or a hard copy (available at office).

2) Submit sealed reference letters and/or hard copy application to the Village Office in person no later than 4 p.m. on May 5th.

3) PLEASE WRITE "FOR ATTENTION: CURLY STEWART SCHOLARSHIP COMMITTEE" ON THE ENVELOPE to make sure the committee receives your information.



## UPDATES FROM THE FINANCE DEPARTMENT

### 2026 Speculation and Vacancy Tax Information

Homeowners in designated taxable areas will soon receive their annual speculation and vacancy tax declaration letters.

Over the coming weeks, the Province will mail instructions to residential property owners in applicable areas on how to complete their declaration before the **March 31, 2026**, deadline.

For information in tax, exemptions and the declaration process: [Speculation and vacancy tax - Province of British Columbia](#)

Anyone having difficulty declaring, or requiring help in other languages, can access help or complete their declaration over the phone with a call centre agent at:

- **1-833-554-2323**
- **1-604-342-1015** if you're outside of North America
- **711** across B.C. for Telephone Device for the Deaf (TDD) services for the hearing impaired



## **NEXT REGULAR MEETING OF COUNCIL:**

Regular Meeting of Council (CLOSED)- April 7, 2026 at 6:00pm  
Regular Meeting of Council (OPEN) Begins at 7:00pm

## **COMMITTEE MEETINGS:**

***Note:** Please check the Village website [calendar](#) for meeting schedule changes or cancellations.*

**[View the Council and Committee Schedules, Agendas, and Minutes HERE!](#)**

Video conferencing is available for public participation via Zoom. Instructions on viewing etiquette, and how to attend and publicly participate in a meeting can be found [here](#).

---

# COMMUNITY NOTICE BOARD & UPCOMING EVENTS



**EASTER  
EGG HUNT**

Saturday April 4th • 2pm start  
at Lions Bay School

Following the hunt,  
**2:30-4pm**  
join us at Broughton Hall  
for bunnies, facepainting, crafts  
and more!

THYRA MCKILLIGAN  
HEALTH AND WELLBEING | 25 YEARS ON THE NORTH SHORE

HighTide  
Energy Inc.

Thanks to our sponsors

**COME CELEBRATE**

# Lions Bay Giveaway Weekend

Saturday, May 2nd - Sunday, May 3rd, 2026



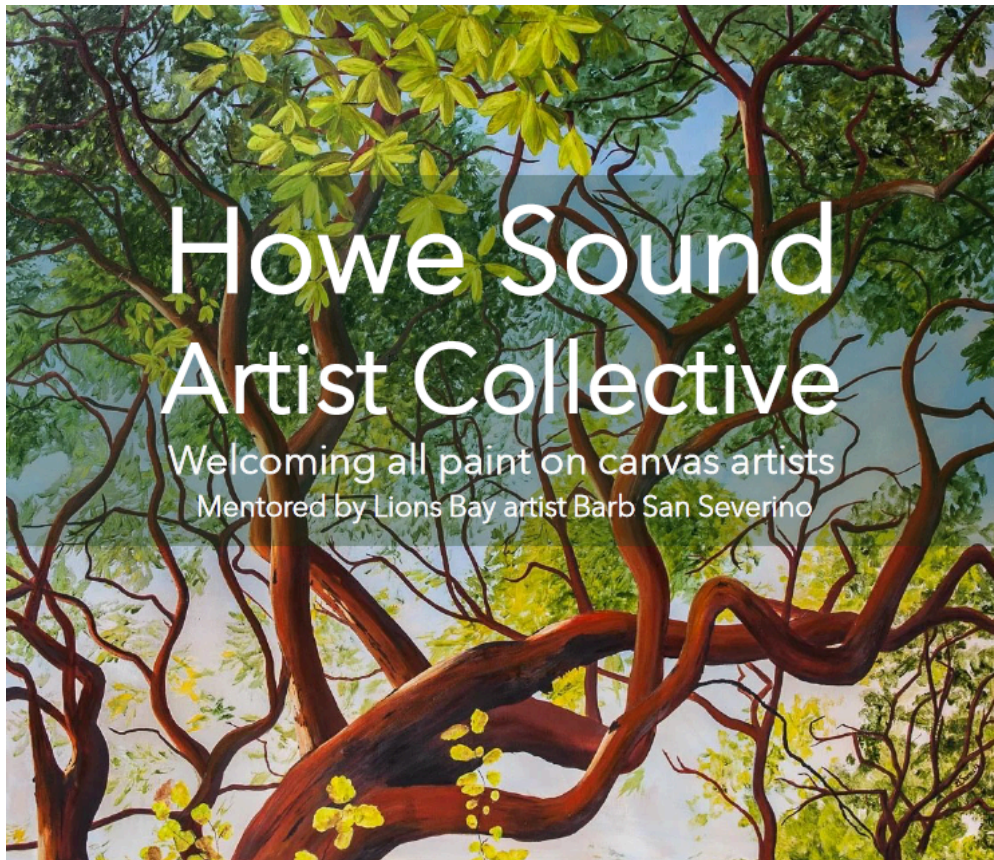
Once again, please help keep waste out of our landfills by putting out any of your unwanted items at the end of your driveway marked **FREE**. Items can include furniture, books, sports equipment, toys, gardening equipment, building supplies...anything goes, there are no rules.

Parking regulations will still be in effect so please be mindful of where you stop to shop. Kindly remind your kids not to drop any 'wanted' bikes or scooters near **FREE** signs.

\*Please note we cannot accommodate a village-wide pick up at the end of the weekend, so it is up to owners to please put away/donate their own unwanted items.

Contact: Heather Hood - hoodinlionsbay@gmail.com

---



# Howe Sound Artist Collective

Welcoming all paint on canvas artists  
Mentored by Lions Bay artist Barb San Severino

## March - May Collective

Thursdays, beginning March 19<sup>th</sup> to May 14<sup>th</sup>

**BEGINNERS WELCOME!**



To learn more and to register - Go to our [website](#)  
More about Barb San Severino - [www.Barbsansart.ca](http://www.Barbsansart.ca)

---

The background of the poster is a collage of various artistic elements. At the top, there's a colorful abstract pattern with the word "possibilities" written in a yellow box. Below that, a blue and white globe is visible. In the center, there's a large, stylized orange shape that looks like a leaf or a petal. At the bottom, there's a circular inset showing a green and blue textured pattern, possibly a close-up of a leaf or a microscopic view. The overall color palette is dominated by blues, oranges, and greens.

# MIXED MEDIA ART

for youth

Lions Bay Arts  
CONNECTED THROUGH THE ARTS  
ESTABLISHED  
2010

**Ages: 8-12yrs**

April 21<sup>st</sup> – June 2<sup>nd</sup>

3:15pm - 4:15pm

Broughton Hall

Offered by  
Resident Instructor  
**Barb San Severino**

# OUR BEARS ARE AWAKE!

MAKE SURE WASTE IS INACCESSIBLE  
TO BEARS AT ALL TIMES.

KEEP DOORS CLOSED  
UNLESS YOU ARE CLOSE BY.

FREEZE FOOD WASTE TO REDUCE  
ODOURS IF AT ALL POSSIBLE.

BURN OFF BBQ'S AFTER USE,  
REMOVE DRIP PANS.



Report bear sightings at  
[www.lionsbaybearsmart.ca](http://www.lionsbaybearsmart.ca)

Report attractants to [bylaw@lionsbay.ca](mailto:bylaw@lionsbay.ca)



## It's Nesting Season



Please delay  
tree work until  
late August.

For more Bird Friendly  
guidelines, click here to visit  
[lionsbaybirdfriendly.ca](http://lionsbaybirdfriendly.ca).



Lions Bay Community Scholarship Foundation  
*Helping Our Students Grow*

**Attention all Lions Bay Grade 11 and 12 students:  
This year's Lions Bay Community Scholarship Foundation  
Application Tutorial is now available.**

Please click the links below to receive:

1. the 2026 Lions Bay Community Scholarship Foundation and the 'In Memoriam'\* Scholarship Application  
[LBCSF Application](#)
2. a sample reference letter, and  
[Sample letter of reference](#)
3. a link to a 21 minute video on how to create successful applications.  
[LBCSF Application Tutorial 21 min](#)

*(Please note the video is edited from the February 2025 (47 minute) presentation which you may wish to watch. The shorter presentation however contains all the key ideas.)*

[GMT20250204](#)

Applications are due **Tuesday, May 5th, 2026.**

Start now to collect or request the needed documentation and letters of reference, update your **resume**, create your application **essay**, and start identifying your **support team** to create the best applications possible.

---

Village of Lions Bay | [lionsbay.ca](http://lionsbay.ca)

Encourage  
friends to  
Subscribe

Meeting  
Calendars

Real-time Air  
Quality Map

Real-time Air  
Temperature

Curbside Solid  
Waste  
Timeslots

Drop-off service for wildlife attractant solid waste, as well as non-curbside recyclables (styrofoam, batteries, lightbulbs, soft plastics, electronic e-waste) is available at the Public Works Yard, 5 Tidewater Way, Fridays 6-9 am and Saturdays 8-11 am.





Reception: (604) 921-9333

Public Works Voicemail: (604) 921-9833

Public Works After-hours On-call: (604) 290-1498

Bylaw Enforcement Officer: (604) 834-3404

The Village of Lions Bay | 400 Centre Road P.O. Box 141 | Lions Bay, BC V0N 2E0 CA

[Unsubscribe](#) | [Update Profile](#) | [Constant Contact Data Notice](#)



Try email & social marketing for free!